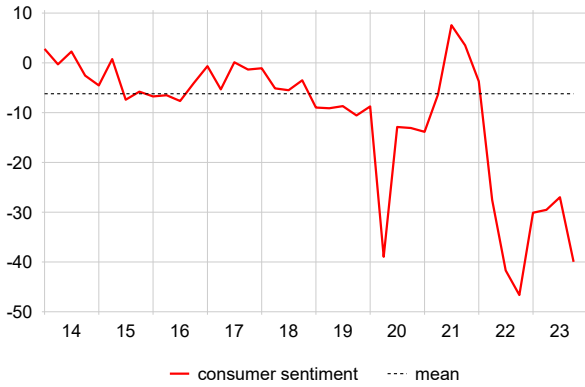




# Consumer sentiment, 02.11.2023<sup>1</sup>

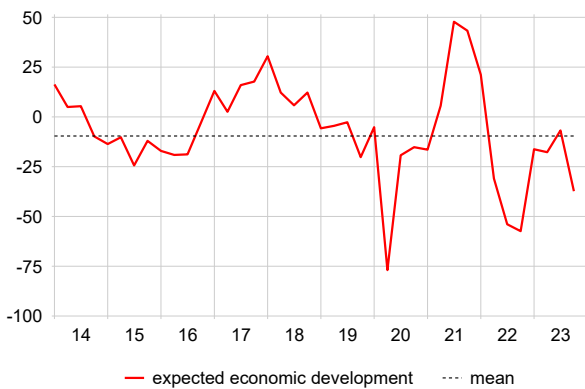
## Consumer sentiment index<sup>2</sup>

Calculated from the four sub-indices below

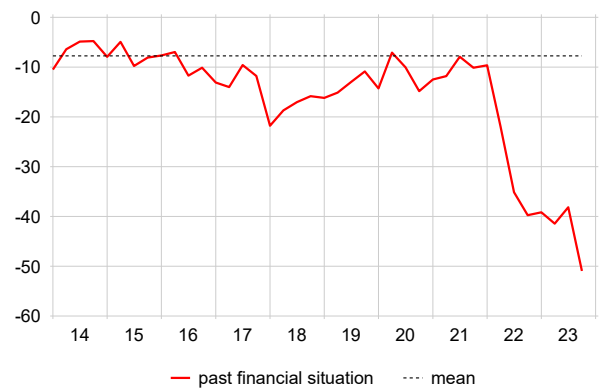


Quarter	23:1	23:2	23:3	23:4
<b>Consumer sentiment</b>	<b>-30.1</b>	<b>-29.5</b>	<b>-27.0</b>	<b>-40.0</b>
Expected economic development	-16.3	-17.7	-6.8	-37.3
Past financial situation	-39.2	-41.4	-38.2	-50.9
Expected financial situation	-24.8	-23.5	-25.0	-37.8
Major purchases	-40.2	-35.4	-38.0	-33.8

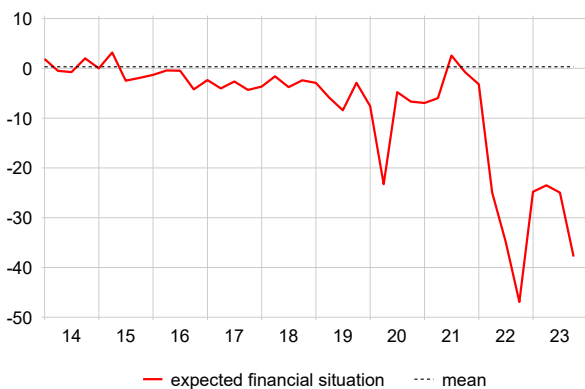
### Sub-index 1: Expected economic development



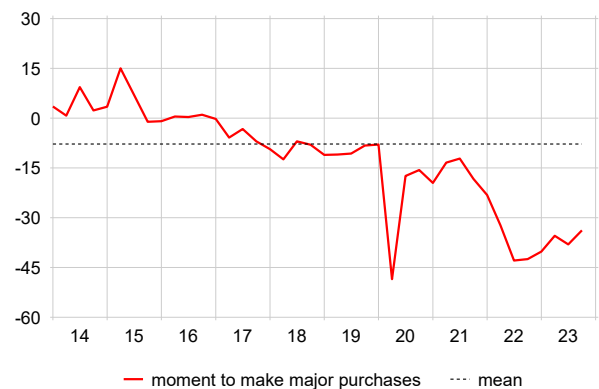
### Sub-index 2: Past financial situation



### Sub-index 3: Expected financial situation



### Sub-index 4: Major purchases



<sup>1</sup> The survey is held every January, April, July and October and is conducted by telephone and online. A total of 1078 people aged 16 and over took part in the last survey in German, French or Italian. Further information and the data are available at [www.seco.admin.ch/consumer-confidence](http://www.seco.admin.ch/consumer-confidence).

<sup>2</sup> Seasonally and calendar adjusted data. All means depicted in the figures refer to the time period from October 1972.